

FINAL



| | | | | | |
|-------------|-----------|----|-----------|--------|--------------|
| Φοίνικας Π. | 57 | - | 51 | Αιξωνή | (κ.α. 49-49) |
| 67% | 6 / 9 | FT | 6 / 13 | 46% | |
| 42% | 18 / 43 | 2p | 15 / 34 | 44% | |
| 20% | 5 / 25 | 3p | 5 / 34 | 15% | |
| 50 | 40 - 10 | Rb | 33 - 12 | 45 | |
| | 17 | Tu | 17 | | |

Referees: Πηλοϊδης - Βλάσσης

| Each Period | 1st | 2nd | 3rd | 4th |
|-------------|-----|-----|-----|-----|
| Φοίνικας Π. | 12 | 5 | 15 | 17 |
| Αιξωνή | 14 | 15 | 9 | 11 |

| End of Period | 1st | 2nd | 3rd | 4th |
|---------------|-----|-----|-----|-----|
| Φοίνικας Π. | 12 | 17 | 32 | 49 |
| Αιξωνή | 14 | 29 | 38 | 49 |

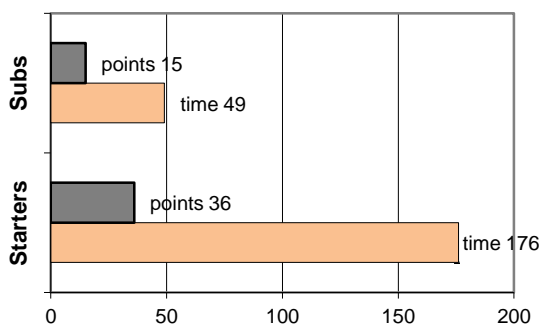


Coach: Γκονουλού Χρ. - Τάγκαλος Δ.
ΑΙΞΩΝΗ Α.Ε.Γ.

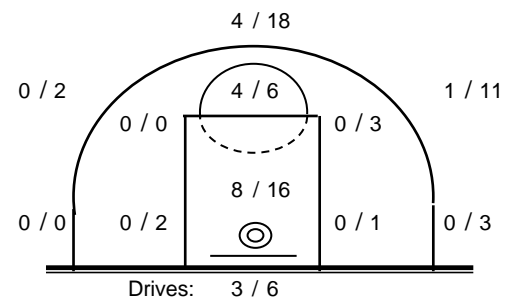
Fast Breaks 2 / 3

| # | Player | Time (min) | Points | Ft | 2p | 3p | +/- | Rebs de | of | As | St | Tu | Bl | Fouls Wo | Co | Rkg* | |
|----|-------------------|------------|--------|-------|--------|---------|--------|---------|----|----|----|----|----|----------|----|------|----|
| 4 | Νικολαΐδης Αν. | 0 | 0 | 0 / 0 | 0 / 0 | 0 / 0 | 0 | 0 | 0 | 0 | 0 | 0 | 0 | 0 | 0 | - | |
| 5 | Μωραΐτης Π. | 35 | 14 | 1 / 2 | 5 / 5 | 1 / 4 | -3 | 13 | 4 | 2 | 3 | 3 | 3 | 4 | 2 | 32 | |
| 6 | Λίππας Κ. | 32 | 6 | 4 / 7 | 1 / 2 | 0 / 4 | -12 | 3 | 2 | 2 | 1 | 4 | 0 | 5 | 4 | 2 | |
| 7 | Βέλλιου Εν. | 0 | 0 | 0 / 0 | 0 / 0 | 0 / 0 | 0 | 0 | 0 | 0 | 0 | 0 | 0 | 0 | 0 | - | |
| 8 | Παπανικολάου Ι. | 26 | 2 | 0 / 2 | 1 / 2 | 0 / 2 | -6 | 2 | 1 | 3 | 0 | 3 | 1 | 2 | 1 | 1 | |
| 9 | Μαυροειδάκος Γ. | 16 | 2 | 0 / 0 | 1 / 2 | 0 / 2 | 4 | 1 | 1 | 0 | 0 | 1 | 0 | 0 | 2 | 0 | |
| 10 | Κάππος Δ. | 40 | 5 | 1 / 2 | 2 / 9 | 0 / 3 | -16 | 6 | 2 | 3 | 2 | 1 | 2 | 2 | 1 | 8 | |
| 44 | Π'γιαννόπουλος Γ. | 10 | 8 | 0 / 0 | 1 / 3 | 2 / 6 | 5 | 1 | 0 | 0 | 0 | 0 | 0 | 0 | 1 | 3 | |
| 12 | Γιαννόπουλος Αγ. | 0 | 0 | 0 / 0 | 0 / 0 | 0 / 0 | 0 | 0 | 0 | 0 | 0 | 0 | 0 | 0 | 0 | - | |
| 13 | Βουρτσάνης Ν. | 0 | 0 | 0 / 0 | 0 / 0 | 0 / 0 | 0 | 0 | 0 | 0 | 0 | 0 | 0 | 0 | 0 | - | |
| 14 | Ζούπα Αν. | 23 | 5 | 0 / 0 | 1 / 3 | 1 / 4 | -1 | 5 | 1 | 0 | 1 | 0 | 0 | 1 | 2 | 7 | |
| 15 | Παπαχατζής Δ. | 43 | 9 | 0 / 0 | 3 / 8 | 1 / 9 | -1 | 2 | 1 | 1 | 0 | 4 | 1 | 1 | 5 | - | |
| | Team | | | | | | | 0 | 0 | | | 1 | 0 | 0 | | | |
| | 1st quarter | | 14 | 0 / 0 | 4 / 6 | 2 / 8 | | 8 | 2 | 4 | 2 | 5 | 1 | 1 | 4 | 18 | |
| | 2nd quarter | | 15 | 1 / 2 | 4 / 11 | 2 / 10 | | 9 | 6 | 3 | 1 | 2 | 3 | 5 | 5 | 19 | |
| | 3rd quarter | | 9 | 3 / 5 | 3 / 5 | 0 / 5 | | 8 | 1 | 2 | 1 | 6 | 1 | 2 | 4 | 7 | |
| | 4th quarter | | 11 | 0 / 0 | 4 / 9 | 1 / 7 | | 6 | 1 | 2 | 1 | 2 | 1 | 4 | 3 | 9 | |
| | Overtime | | 2 | 2 / 6 | 0 / 3 | 0 / 4 | | 2 | 2 | 0 | 2 | 2 | 1 | 3 | 2 | -4 | |
| | Final Stats | | 225 | 51 | 6 / 13 | 15 / 34 | 5 / 34 | -30 | 33 | 12 | 11 | 7 | 17 | 7 | 15 | 18 | 49 |
| | | | | 46% | 44% | 15% | | 45 | | | | | | | | | |

Starters- Subs ratio



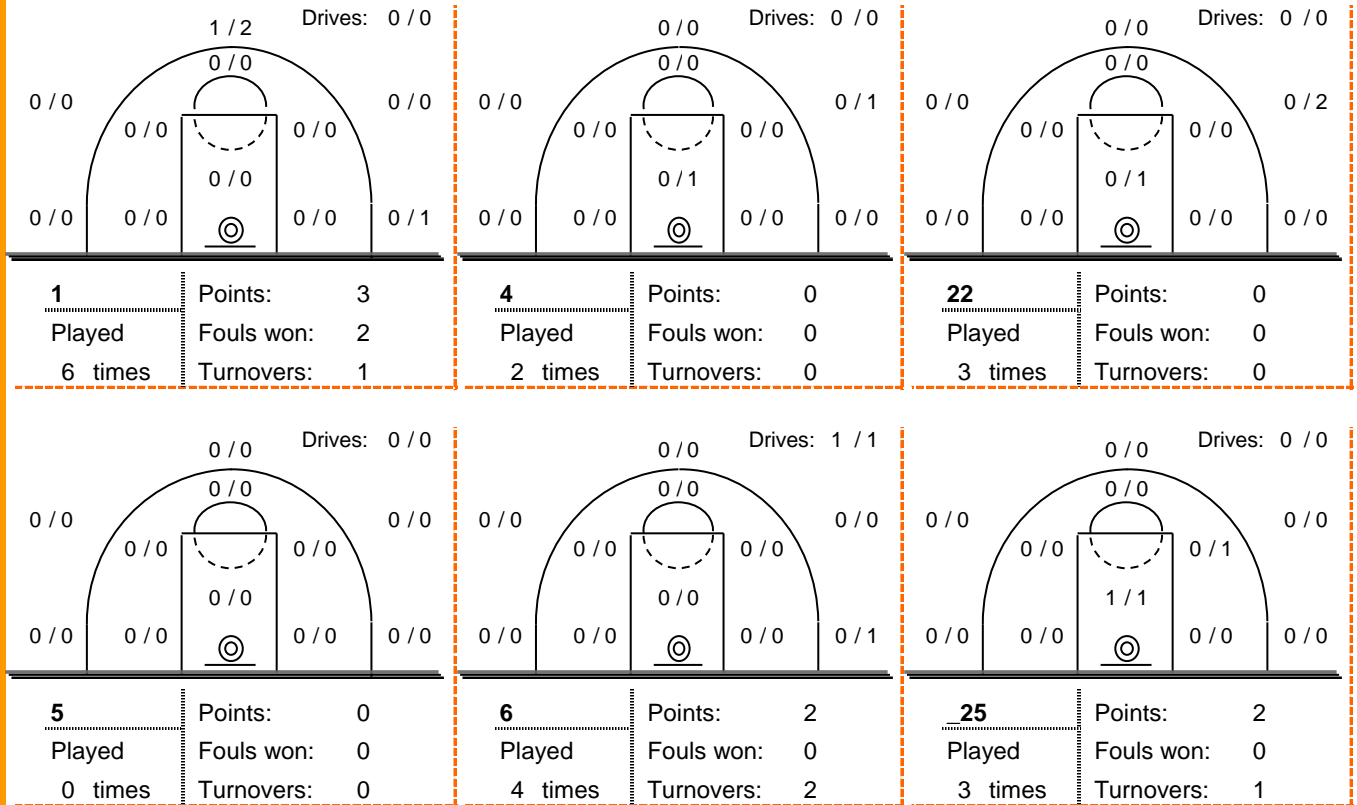
Shot Chart



*Ranking= Pts+Rebs+As+St+B-Mished Shots-Tu (Time Played>7min.)

Offense Analysis

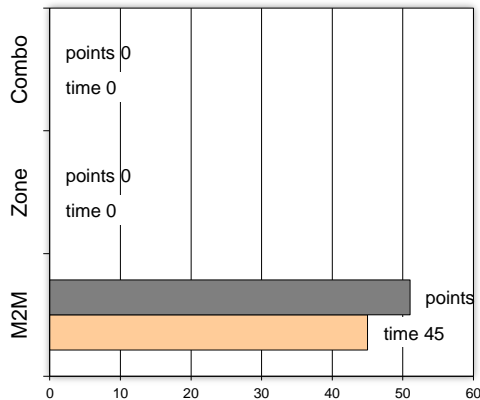
Play performance:



Against Defense Types:

Turnovers:

Fast breaks:



Έγιναν 17 λάθη
2 ήταν χρονικές υπερβάσεις,
1 ήταν παραβάσεις γραμμών,
13 ήταν λάθη κατοχής και
1 ήταν βήματα ή μεταφορά.

Επετεύχθησαν 2 αιφνιδιασμοί
1 ήταν πρωτεύοντες
0 ήταν δευτερεύοντες
1 προήλθαν από λάθος
του αντιπάλου

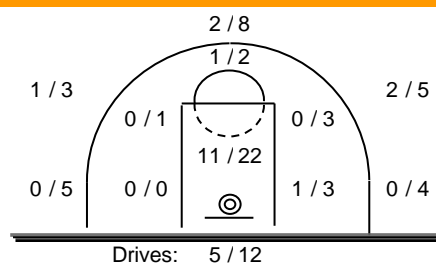
Πραγματοποιήθηκαν συνολικά 91 επιθέσεις, με απόδοση 0.56
έναντι 89 επιθέσεων των αντιπάλων.

Defense Analysis

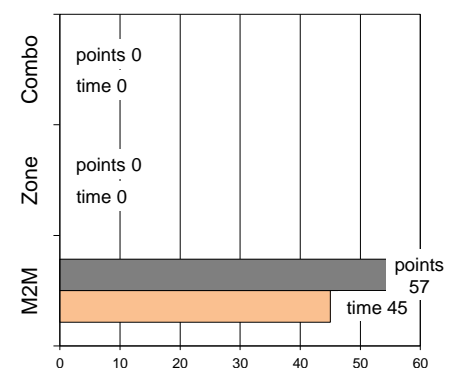
Φοίνικας Π.

| | | |
|----|----------------|-------|
| 4 | Κύριος Γ. | 12 |
| 18 | Μαργέτης Χ. | 0 |
| 19 | Θανάσης Ο. | 0 |
| 7 | Μπίτζης Δ. | 12 |
| 8 | Δεβετζόγλου Γ. | 12 -1 |
| 9 | Καρανδρεάς Δ. | 0 |
| 10 | Κόγκας Σ. | 13 -3 |
| 11 | Πετρόπουλος Ν. | 2 |
| 12 | Λέσι Α. | 6 -1 |
| 13 | Κίκης Α. | 0 |
| 16 | Ντάσκας Τ. | 0 |
| 15 | Μπίτζης Μ. | 0 |

Opponent's shot chart

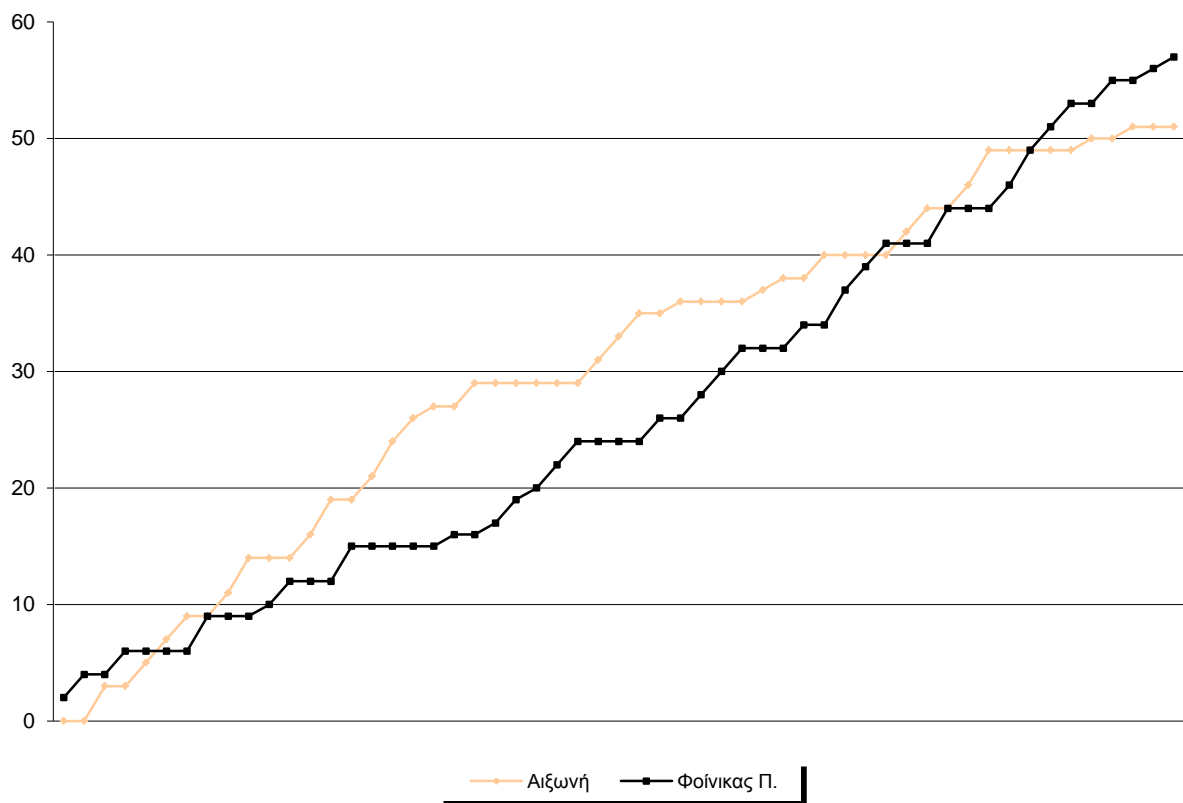


Defense Types Performance

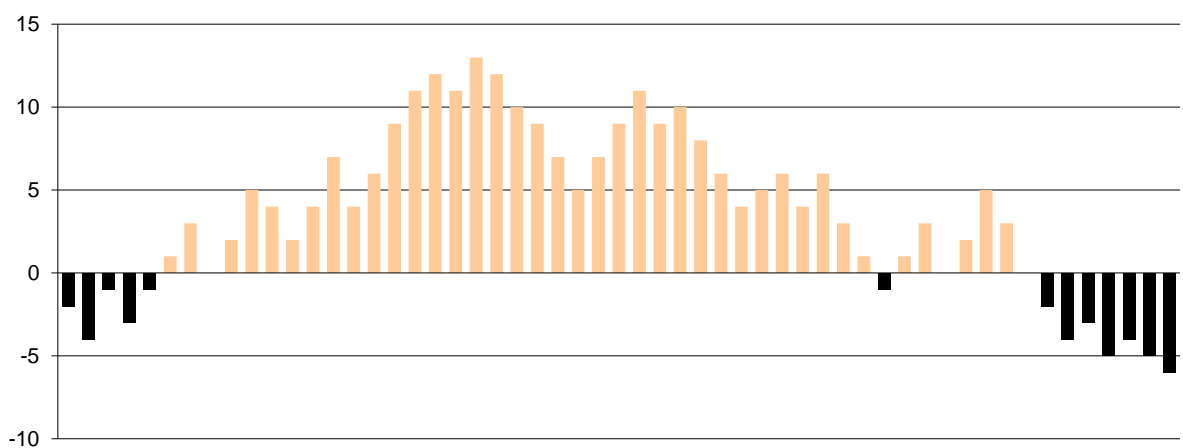


Graphic Stats

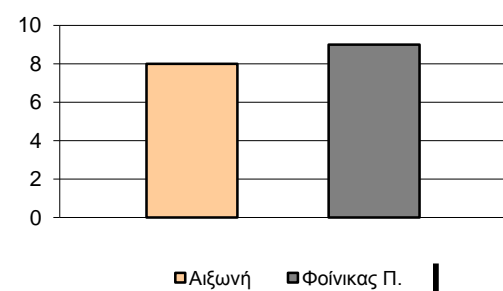
Score Evolution



Score Difference



Largest Scoring Run



Notes

Ο Μωραΐτης πέτυχε τους 9 πρώτους πόντους της Αιξωνής!